

REGF

Constant Current Regulators - Ferroresonant

Compliances: FAA AC 150/5345-10: L-828
ICAO Aerodrome Design Manual, Part 5



REGF1
Shown with Megatrac™ option


Medium/15-20kW Unit

Applications

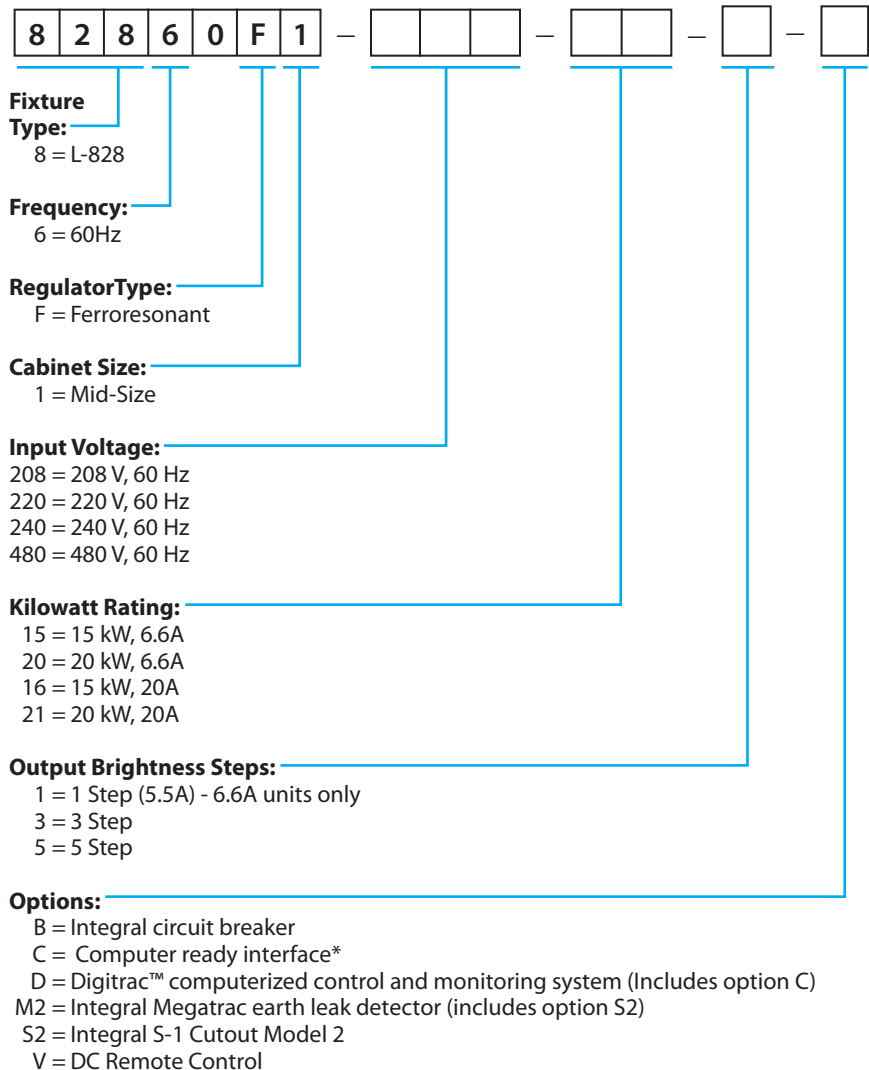
The REGF Constant Current Regulator is designed to provide precision control of runway lighting circuits. The equipment can be supplied with a wide range of control and monitoring options.

These regulators are air cooled and designed for indoor service.

Features

- ETL Certified 
- Air cooled
- Ferroresonant Design
- Built-in digital ammeter (0.5% accuracy)
- Low Total Harmonic Distortion (THD) < 10%
- Clean output sinusoidal wave form
- Stackable design (2 High Max)
- Regulation $\pm 1\%$ over 0 to 100% load and +10% to -5% line voltage with no tap changes
- On-off switching under load
- Lightning and transient protection: input and output lines
- Efficiency – 90% minimum (High step, fully loaded)
- High power factor .99 (High step, fully loaded)
- Remote reset capability
- Output current maintained with 30% open isolation transformer secondaries
- Open circuit protection
- Over current protection
- Soft On/Off
- 10,000 feet remote control @ 120V
- Temperature – 40°C to +55°C
- Single control board for all sizes
- Rotary switch for step-control
- Field selectable brightness steps (1, 3, 5)
- Hinged front door with key lock handle

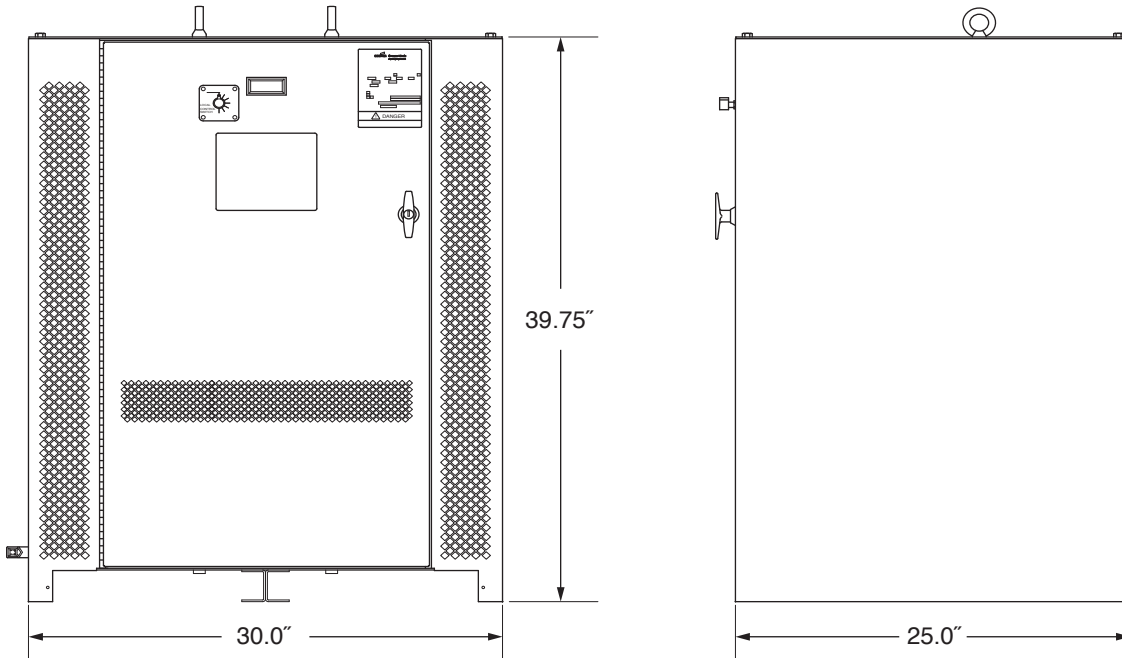
Ordering Information



* Includes potential and current transformers and relay contacts for indication of loss of input power and local/remote control.

Standard remote control voltages are 24 Vdc, 48 Vdc, 60 Vdc & 120 Vdc, 60 Hz.

Outline Drawing



Technical Data

Power Factor/Efficiency Data (100% load/20kw)

5 - Brightness Step CCR		
Step (output)	Power Factor	Efficiency%
B5 (6.6A)	.99	91%
B4 (5.2A)	.98	90%
B3 (4.1A)	.98	89%
B2 (3.4A)	.91	87%
B1 (2.8 A)	.71	84%

Dimensions:	inches (mm)	
Instruction Manual:	2334	
	15Kw	20Kw
Shipping Weight:	860 lbs. 390 kg.	1070 lbs. 485 kg.
Shipping Volume:	13.8 cu.ft. .39 cu.m.	13.8 cu.ft. .39 cu.m.

Renewal Parts

Part Number	Description
10041-31	Switch knob
32752	Display printed circuit card
34031-1	Main printed circuit card, 120 VAC internal control voltage
34031-1V	Main printed circuit card, for use with Option V
10047-2789	Solid State Relay
32990	Capacitor, 50uF, 660 VAC
10047-2937	Thermal pad for solid state relay

